Einstein's Dream - May 14, 1905

for chamber orchestra

Jordan Nobles

Adapted from the novel EINSTEIN'S DREAMS by Alan Lightman.
All rights reserved.

Einstein's Dream - May 14, 1905

for chamber orchestra

Jordan Nobles

Adapted from the novel EINSTEIN'S DREAMS by Alan Lightman.
All rights reserved.

ORCHESTRATION

Flute
Oboe
Clarinet in B♭
Bassoon

Percussion 1: Vibraphone
Percussion 2: Crotales, Tam-Tam
Piano

Violin I
Violin II
Viola
Cello
Double Bas

ABOUT THE PIECE

- *Einstein's Dream - May 14, 1905* was written in North Vancouver and finished on May 14th, 2011.
- It was inspired by a chapter in **Alan Lightman's** book *Einstein's Dreams*, and is dedicated to him.
- The duration of the piece is about 9 minutes.

PERFORMANCE NOTES

In *Einstein's Dream - May 14, 1905* the tempo is not steady but constantly decelerates until the centre of the piece where it remains frozen for an unspecified amount of time. Then, in the final section of the piece the tempo accelerates until it arrives at the tempo it began with.

PROGRAMME NOTES

The title of this work was taken from a chapter in the novel EINSTEIN'S DREAMS by Alan Lightman.

In this wonderful work of fantasies about time, this specific chapter describes a place which is the centre of time. Here, time stands still. Raindrops hang motionless in air. Pendulums of clocks stop mid-swing. As one approaches this place time moves more slowly. Heartbeats slow, breathing slackens, even light slows to a feeble red glow. Precious moments can be preserved forever as people here are frozen like butterflies mounted in a case. Upon leaving the centre, time will again begin slowly and accelerate as you move farther away. until it once again races in it's hectic place.

This chapter has inspired me to dream myself, and to write a work with similar qualities: A pulse that gradually slows as we approach the timeless, motionless centre of the piece; only to inevitably accelerate to the hectic pace of life as we move farther away from the middle.

Einstein's Dream - May 14, 1905 © Jordan Nobles, North Vancouver, May 2011
www.jordannobles.com

Adapted from the novel EINSTEIN'S DREAMS by Alan Lightman. All rights reserved.

Score in C

Einstein's Dream - May 14, 1905

Music by Jordan Nobles

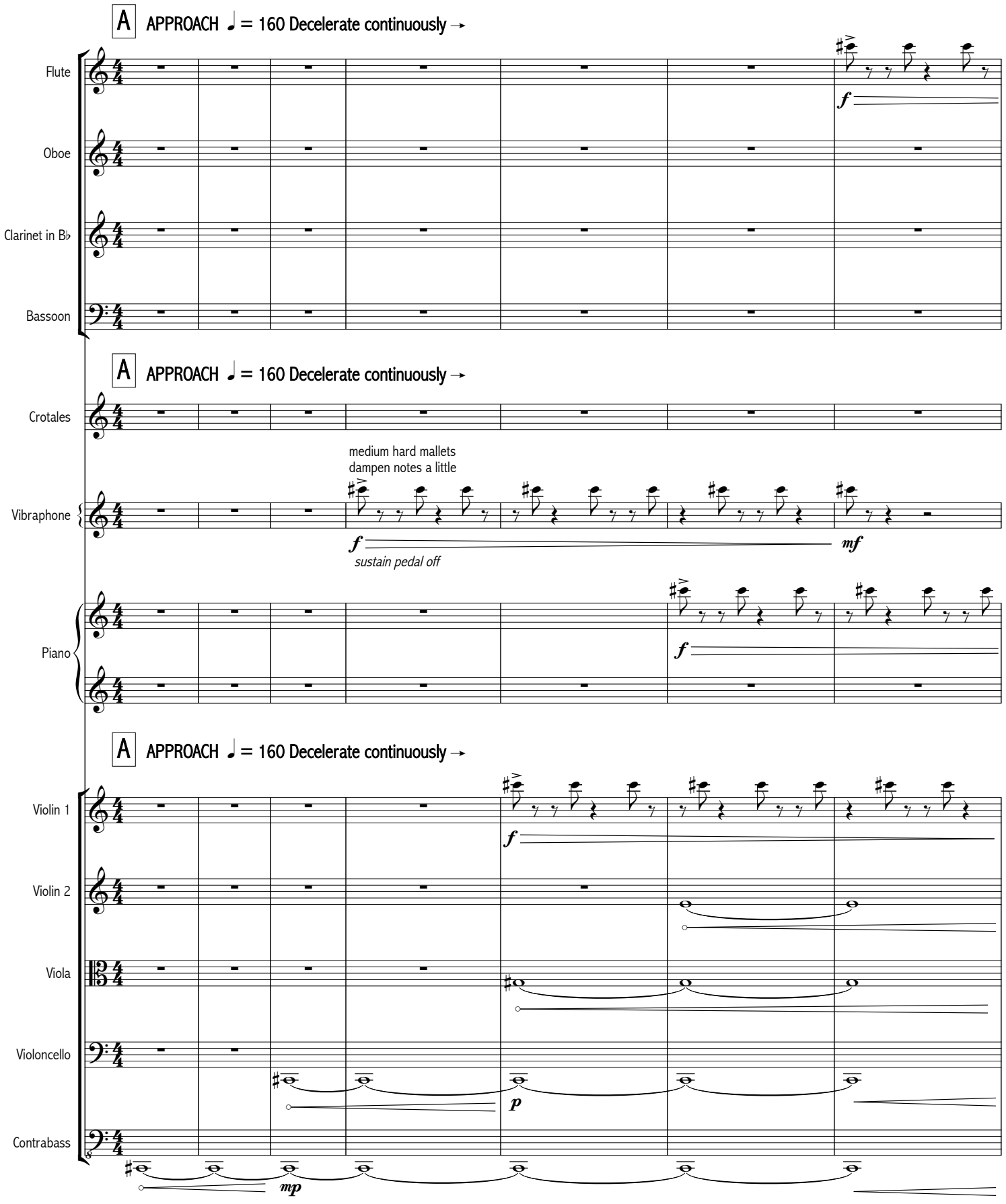

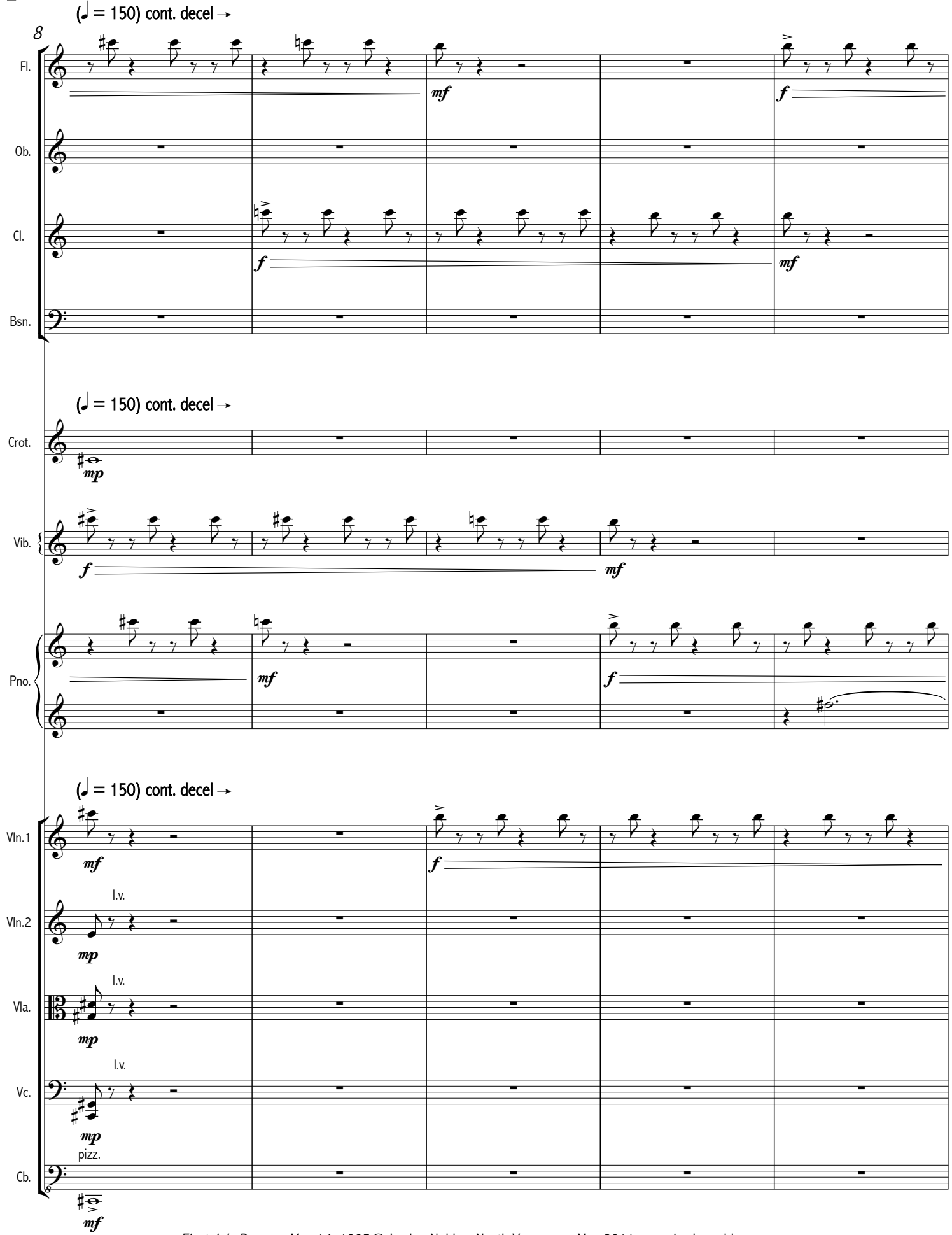
(♩ = 150) cont. decel →
8
Fl.
Ob.
Cl.
Bsn.
mf
f
mf
(♩ = 150) cont. decel →
Crot.
mp
Vib.
f
mf
Pno.
mf
f
(♩ = 150) cont. decel →
Vln.1
mf
f
Vln.2
l.v.
mp
Vla.
l.v.
mp
Vc.
l.v.
mp
pizz.
Cb.
mf

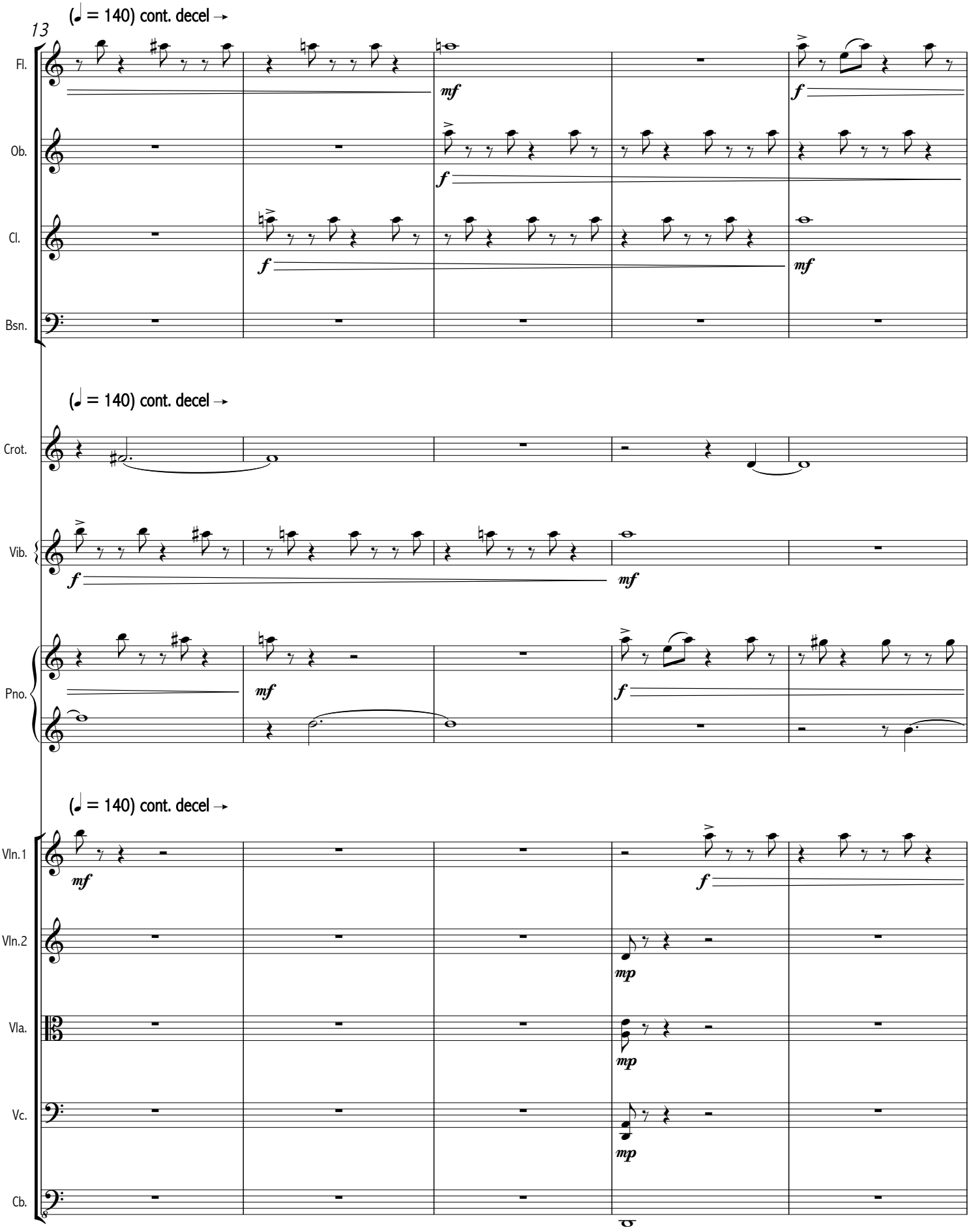
13
(♩ = 140) cont. decel →
Fl.
Ob.
Cl.
Bsn.
(♩ = 140) cont. decel →
Crot.
Vib.
Pno.
(♩ = 140) cont. decel →
Vln.1
Vln.2
Vla.
Vc.
Cb.

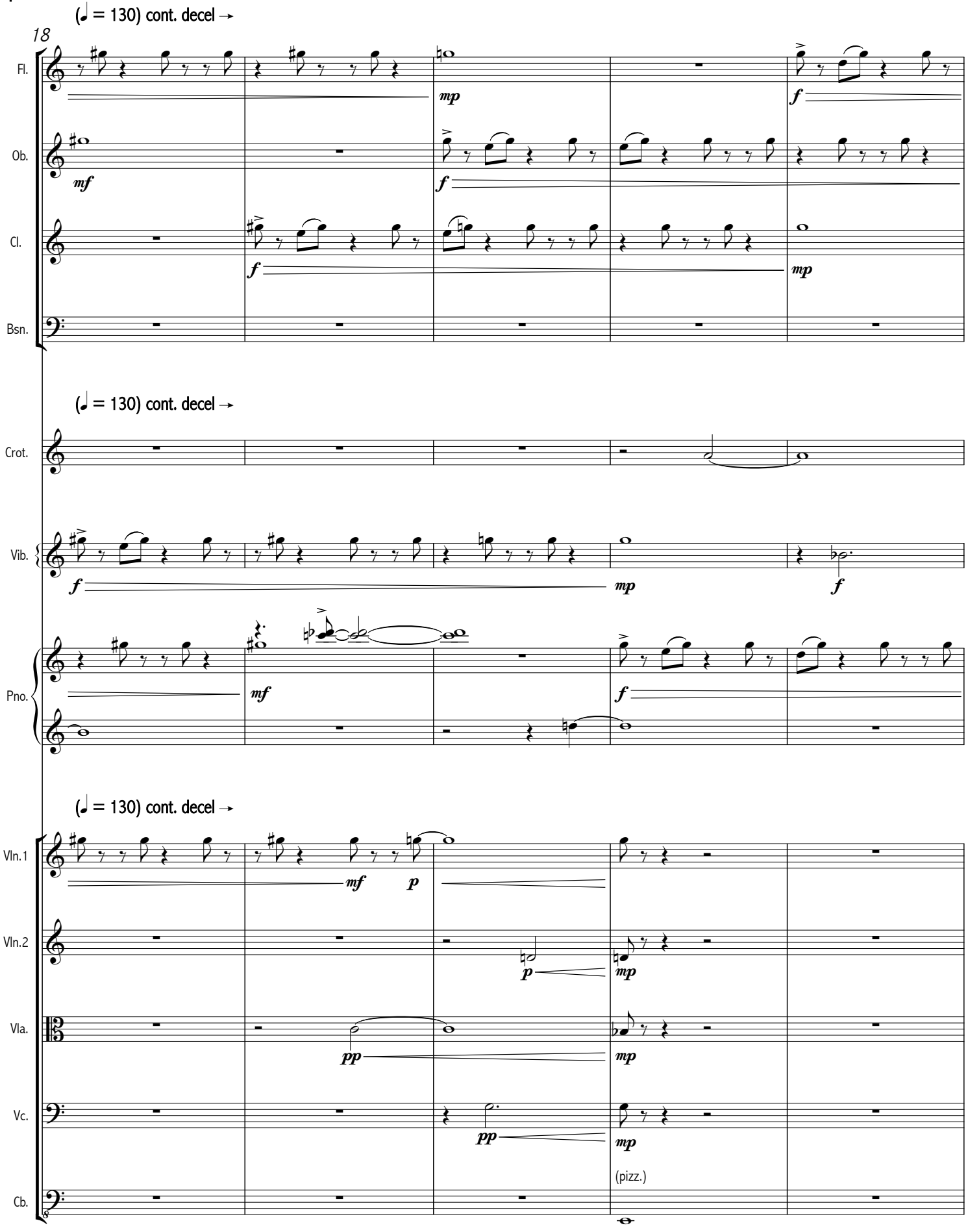
(♩ = 130) cont. decel →
18
Fl.
Ob.
Cl.
Bsn.
(♩ = 130) cont. decel →
Crot.
Vib.
Pno.
(♩ = 130) cont. decel →
Vln.1
Vln.2
Vla.
Vc.
Cb.
(pizz.)


(♩ = 120) cont. decel →
23
Fl.
Ob.
Cl.
Bsn.
(♩ = 120) cont. decel →
Crot.
Vib.
Pno.
Ped.
(♩ = 120) cont. decel →
Vln.1
Vln.2
Vla.
Vc.
Cb.

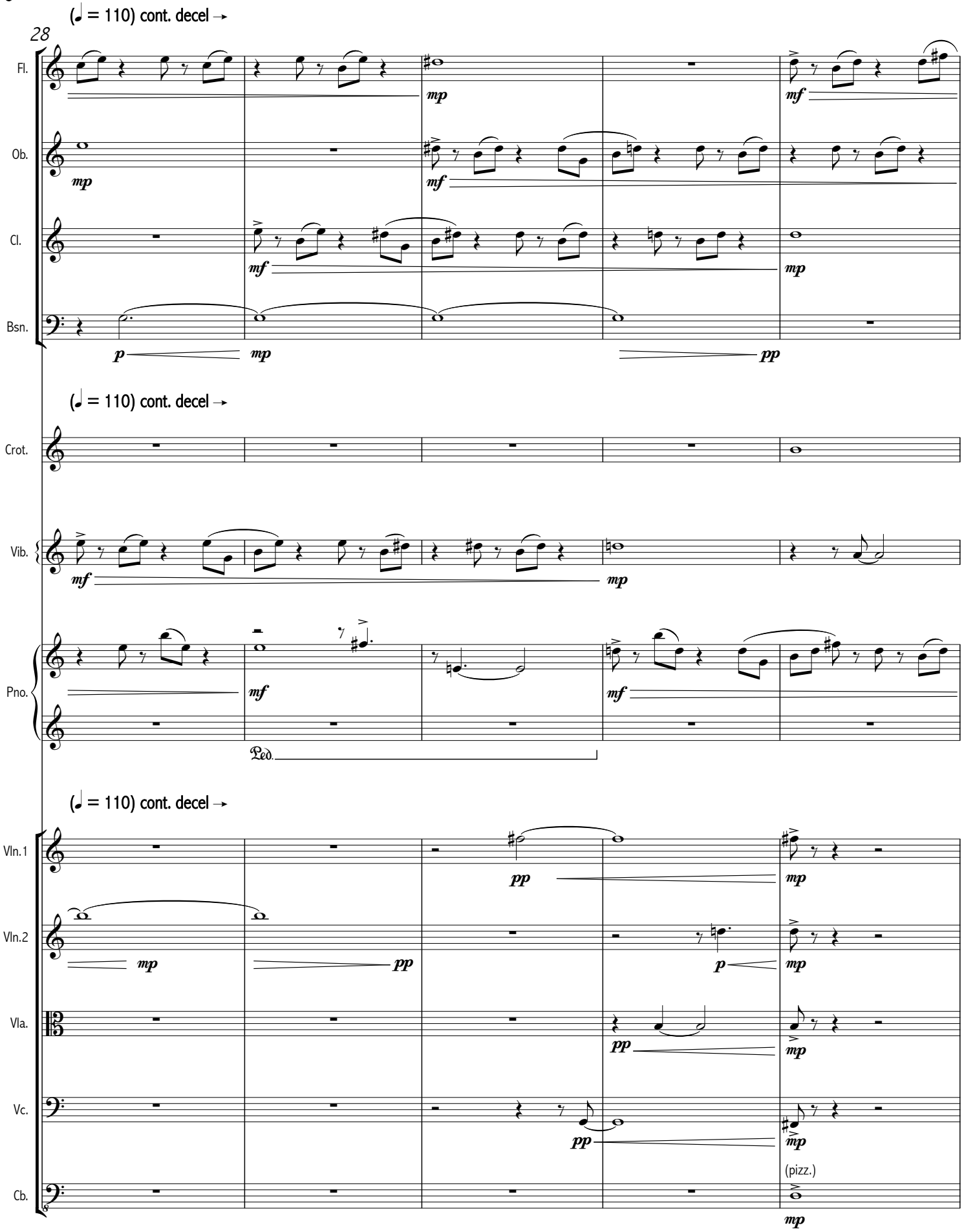
(♩ = 110) cont. decel →
28
Fl.
Ob.
Cl.
Bsn.
Crot.
Vib.
Pno.
Ped.
Vln.1
Vln.2
Vla.
Vc.
Cb.
(pizz.)


33
(♩ = 100) cont. decel →
Fl.
Ob.
Cl.
Bsn.
Crot.
Vib.
Pno.
Ped.
Vln.1
Vln.2
Vla.
Vc.
Cb.
(pizz.)


(♩ = 90) cont. decel →
38
Fl.
Ob.
Cl.
Bsn.
Crot.
Vib.
Pno.
Ped.
Vln.1
Vln.2
Vla.
Vc.
Cb.
(pizz.)


(♩ = 80) cont. decel →
43
Fl.
Ob.
Cl.
Bsn.
Crot.
Vib.
Pno.
Vln.1
Vln.2
Vla.
Vc.
Cb.
(pizz.)
hold sustain pedal down continuously from this point on


48
(♩ = 70) cont. decel →
Fl.
Ob.
Cl.
Bsn.
(♩ = 70) cont. decel →
Crot.
Vib.
soft mallets
Pno.
(♩ = 70) cont. decel →
Vln.1
Vln.2
Vla.
Vc.
Cb.


(♩ = 60) cont. decel →
53
Fl.
Ob.
Cl.
Bsn.
(♩ = 60) cont. decel →
Crot.
Vib.
Pno.
(♩ = 60) cont. decel →
Vln.1
Vln.2
Vla.
Vc.
Cb.

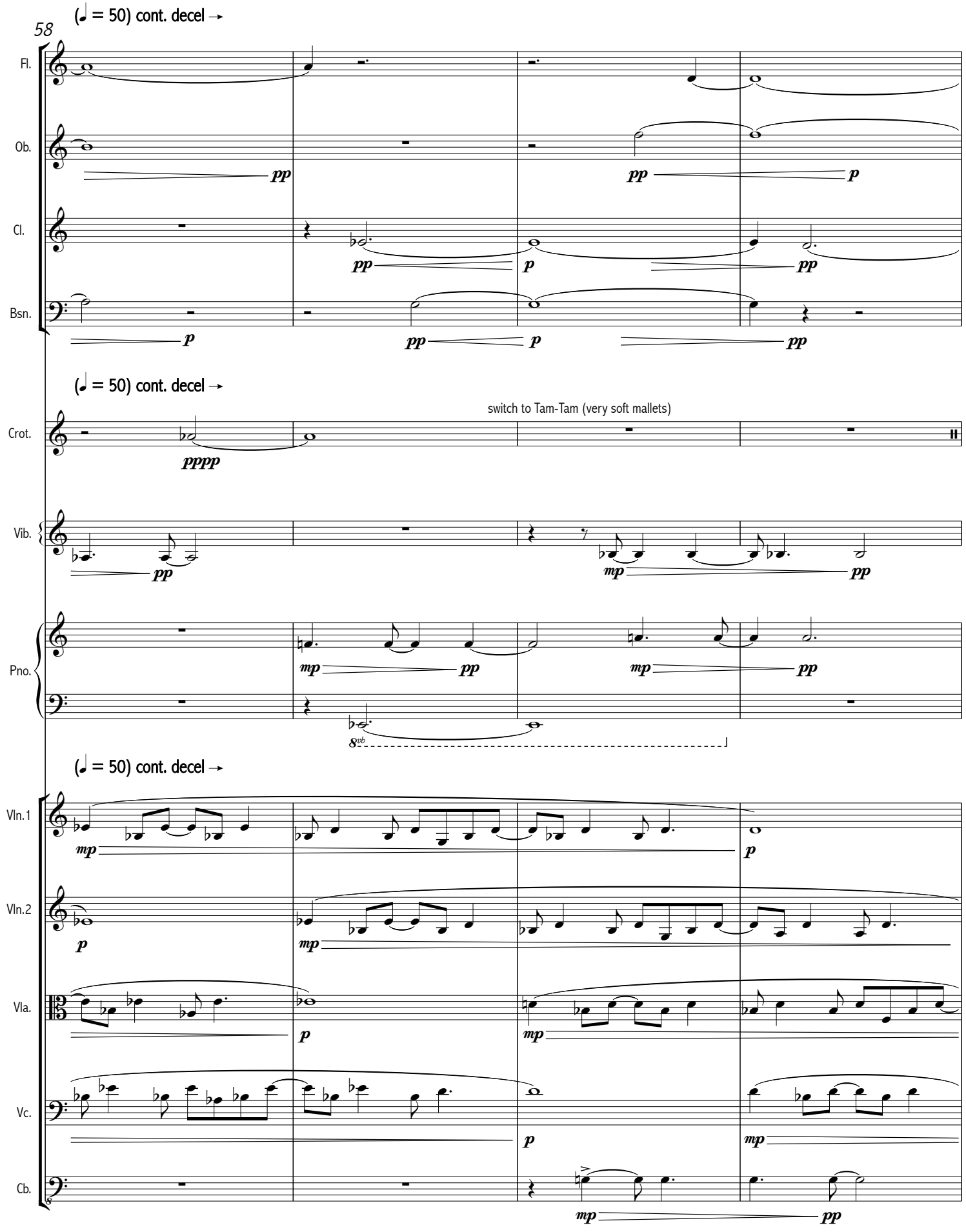
(♩ = 50) cont. decel →
58
Fl.
Ob.
Cl.
Bsn.
pp
p
(♩ = 50) cont. decel →
switch to Tam-Tam (very soft mallets)
Crot.
pppp
Vib.
Pno.
mp
8vb
(♩ = 50) cont. decel →
Vln.1
Vln.2
Vla.
Vc.
Cb.

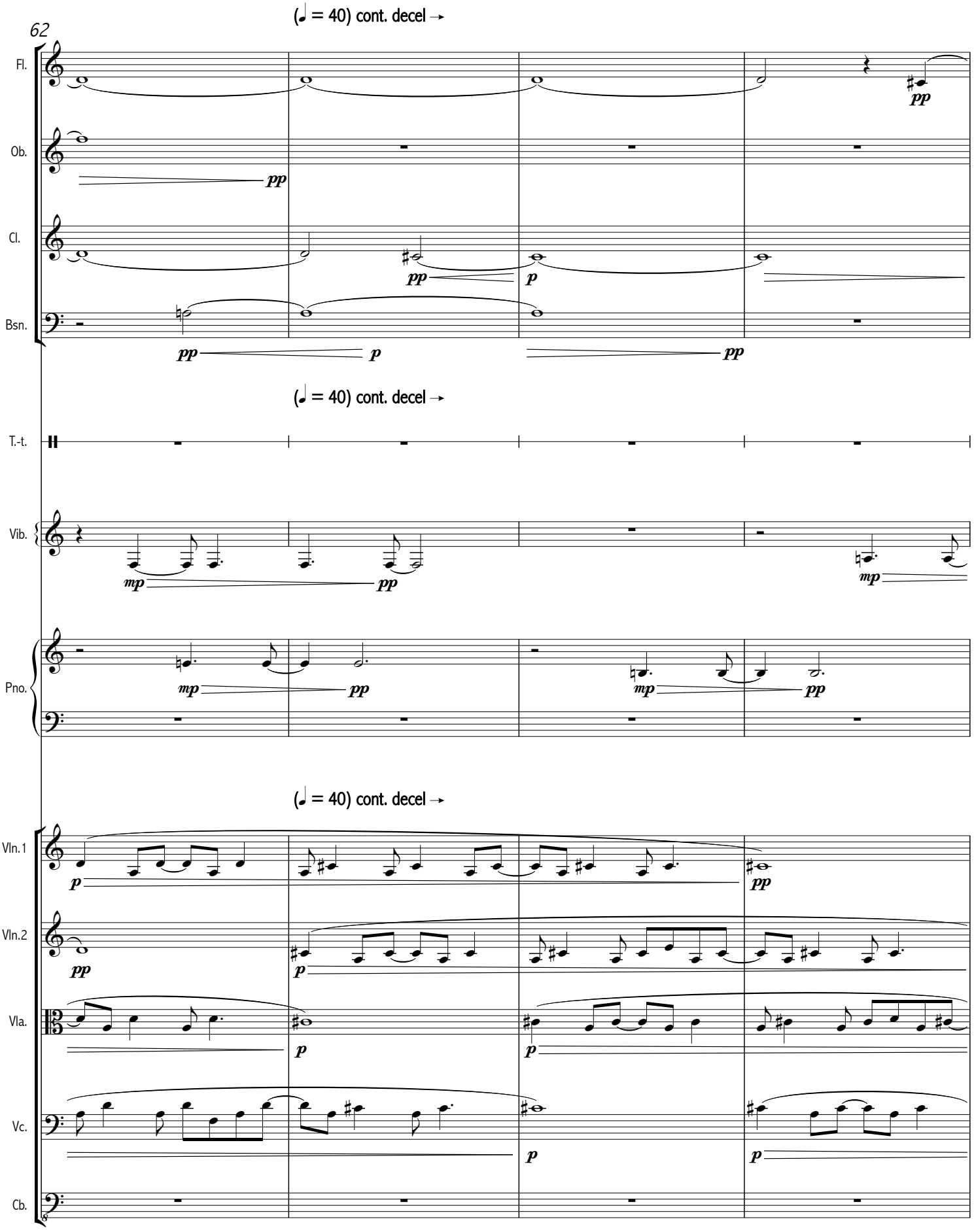
62
(♩ = 40) cont. decel →
Fl.
Ob.
Cl.
Bsn.
pp
p
(♩ = 40) cont. decel →
T.-t.
Vib.
Pno.
mp
(♩ = 40) cont. decel →
Vln.1
Vln.2
Vla.
Vc.
Cb.


66
(♩ = 24) cont. decel →
Fl.
Ob.
Cl.
pp
(with piano)
Bsn.
pp
p
pp
Tam-tam
(with piano)
(♩ = 24) cont. decel →
T.-t.
ppp
Vib.
pp
Pno.
p
ppp
8vb
(♩ = 24) cont. decel →
sul D
Vln.1
p
pp
sul G
sul D
sul G
Vln.2
pp
p
Vla.
pp
sul D
pp
Vc.
sul D
pp
(with piano)
(pizz.)
arco, sul D
Cb.
p

B CENTRE ♩ = 0 Hold For Eternity (or at least two minutes)

69

Fl. overblow harmonics slowly, randomly and quietly — p

Ob. blow air quietly through instrument — ppp pp ppp

Cl. pp

Bsn. blow air quietly through instrument — ppp pp ppp

B CENTRE ♩ = 0 Hold For Eternity (or at least two minutes)

T.-t.

Vib. quietly, slowly and randomly bow the various Ds and C♯s on the vibraphone, let all notes ring — pp etc.

Pno. hold pedal down throughout for sympathetic resonances

B CENTRE ♩ = 0 Hold For Eternity (or at least two minutes)

Vln.1 continuosly bow notes quietly, occasionally adding natural harmonics by randomly touching nodes along the open D string, vary bow position and pressure — pp

Vln.2 continuosly bow notes quietly, occasionally adding natural harmonics by randomly touching nodes along the open D string, vary bow position and pressure — pp

Vla. continuosly bow open D string quietly, occasionally adding natural harmonics by randomly touching nodes along the string, vary bow position and pressure

Vc. continuosly bow open D string quietly, occasionally adding natural harmonics by randomly touching nodes along the string, vary bow position and pressure — pp

Cb. continuosly bow open D string quietly, occasionally adding natural harmonics by randomly touching nodes along the string, vary bow position and pressure — pp

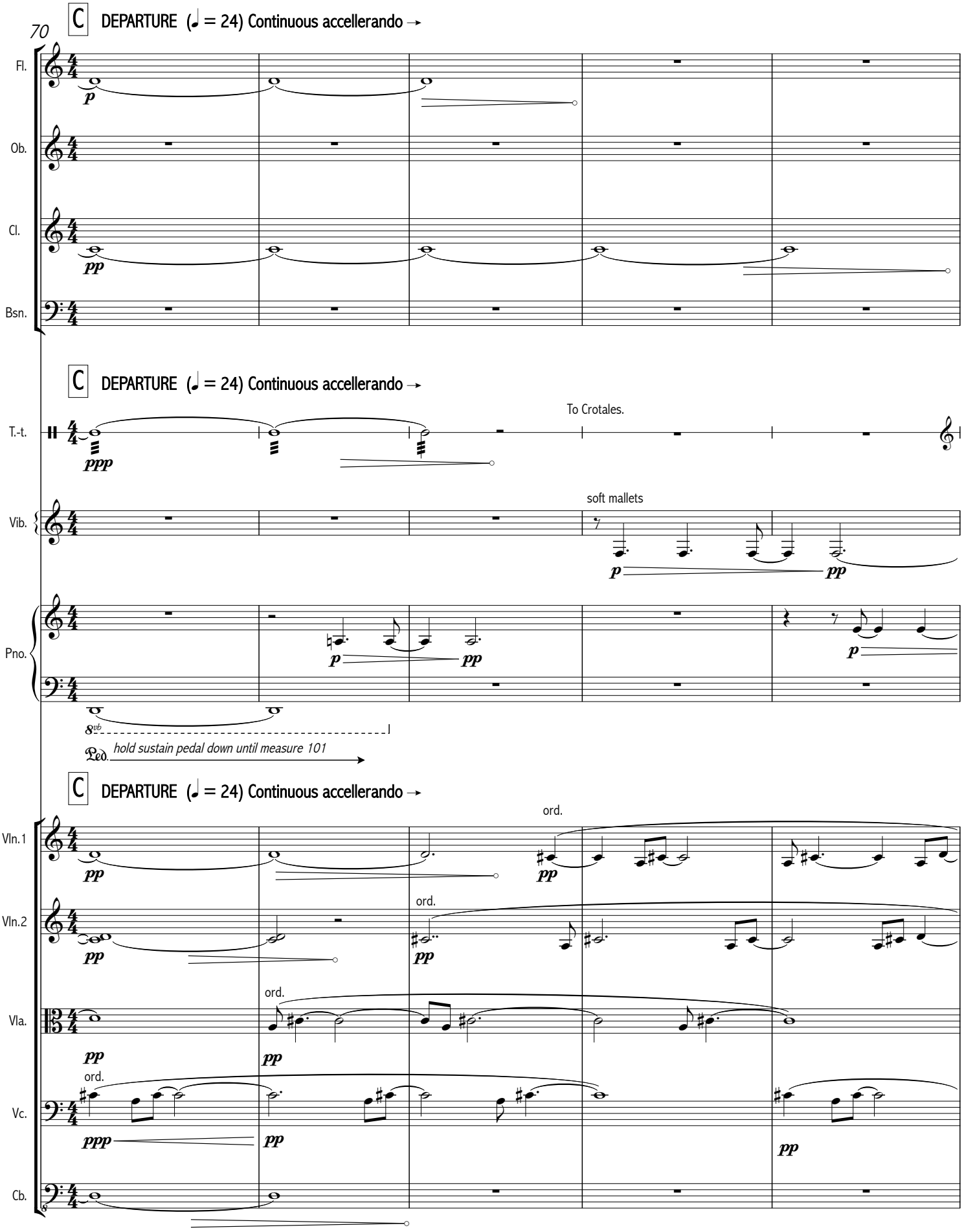
70
C DEPARTURE (♩ = 24) Continuous accellerando →
Fl.
Ob.
Cl.
Bsn.
p
pp
C DEPARTURE (♩ = 24) Continuous accellerando →
To Crotales.
T.-t.
ppp
soft mallets
Vib.
p
pp
Pno.
p
pp
8vb
Ped. hold sustain pedal down until measure 101
C DEPARTURE (♩ = 24) Continuous accellerando →
ord.
Vln.1
pp
Vln.2
Vla.
Vc.
ppp
Cb.

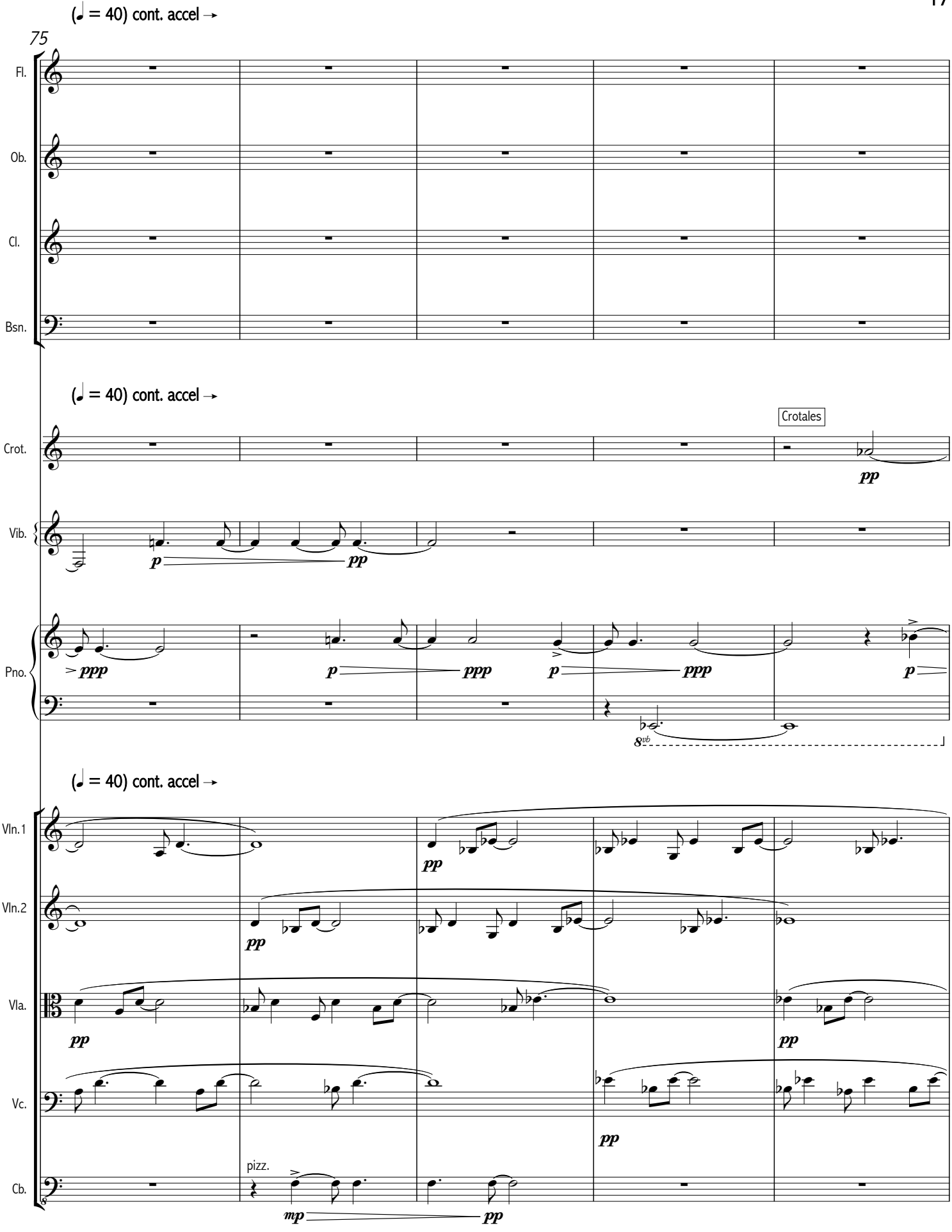
(♩ = 40) cont. accel →
75
Fl.
Ob.
Cl.
Bsn.
(♩ = 40) cont. accel →
Crotales
Crot.
Vib.
Pno.
(♩ = 40) cont. accel →
Vln.1
Vln.2
Vla.
Vc.
Cb.
pizz.


(♩ = 50) cont. accel →
80
Fl.
Ob.
Cl.
Bsn.
pp
p
pp
(♩ = 50) cont. accel →
Crot.
Vib.
Pno.
ppp
(♩ = 50) cont. accel →
Vln.1
Vln.2
Vla.
Vc.
Cb.
mp


(♩ = 60) cont. accel →
85
Fl.
Ob.
Cl.
Bsn.
(♩ = 60) cont. accel →
Crot.
Vib.
Pno.
(♩ = 60) cont. accel →
Vln.1
Vln.2
Vla.
Vc.
Cb.


(♩ = 70) cont. accel →
90
Fl.
Ob.
Cl.
Bsn.
(♩ = 70) cont. accel →
Crot.
Vib.
Pno.
(♩ = 70) cont. accel →
Vln.1
Vln.2
Vla.
Vc.
Cb.

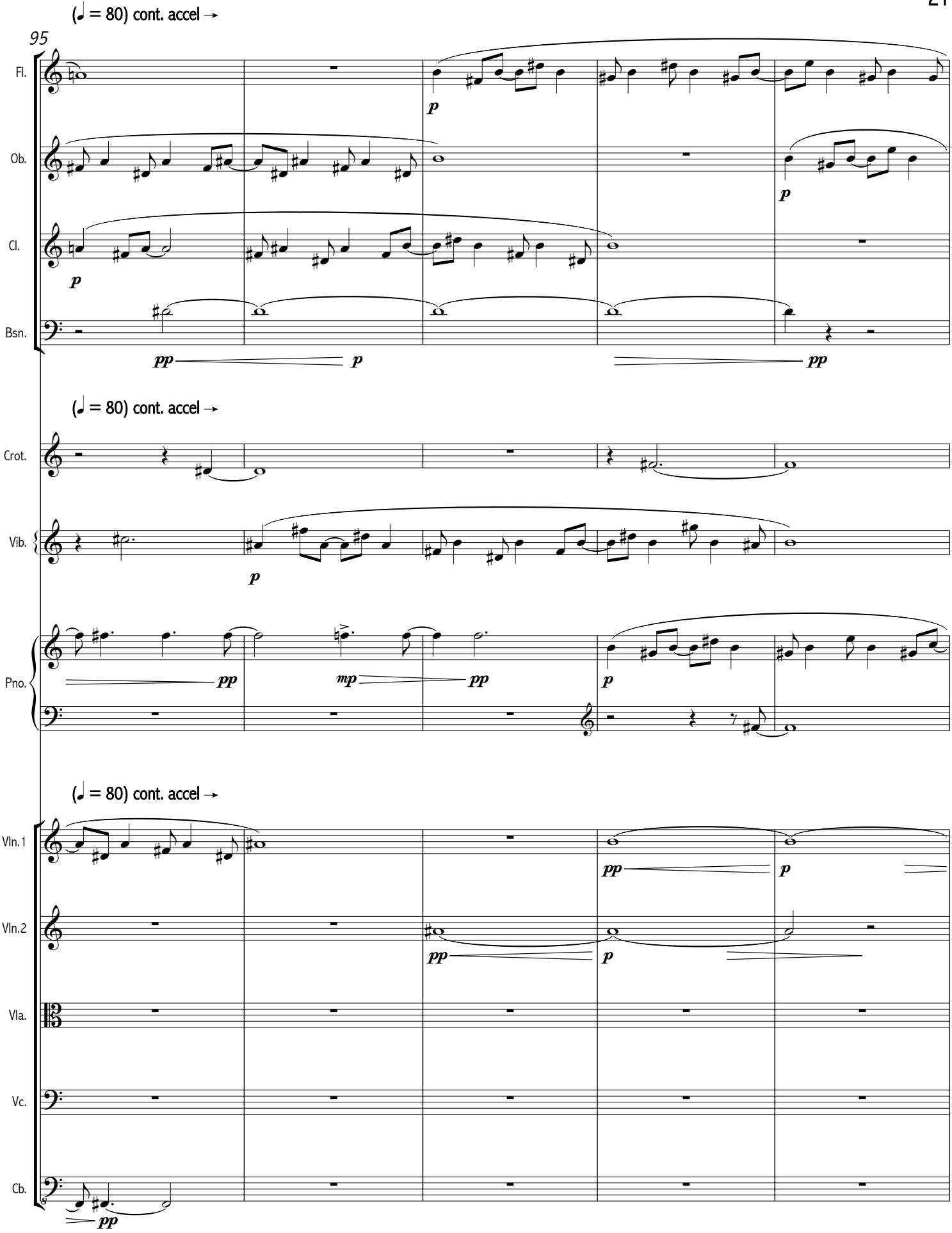
(♩ = 80) cont. accel →
95
Fl.
Ob.
Cl.
Bsn.
p
pp
(♩ = 80) cont. accel →
Crot.
Vib.
Pno.
mp
(♩ = 80) cont. accel →
Vln.1
Vln.2
Vla.
Vc.
Cb.


(♩ = 90) cont. accel →
100
Fl.
Ob.
Cl.
Bsn.
mp
p
(♩ = 90) cont. accel →
Crot.
Vib.
Pno.
mp
p
✻ sustain pedal off
(♩ = 90) cont. accel →
Vln.1
Vln.2
Vla.
Vc.
Cb.
pp
p
mp


(♩ = 100) cont. accel →
105
Fl.
Ob.
Cl.
Bsn.
(♩ = 100) cont. accel →
Crot.
Vib.
Pno.
(♩ = 100) cont. accel →
Vln.1
Vln.2
Vla.
Vc.
Cb.


(♩ = 110) cont. accel →
110
Fl.
Ob.
Cl.
Bsn.
(♩ = 110) cont. accel →
Crot.
Vib.
Pno.
(♩ = 110) cont. accel →
Vln.1
Vln.2
Vla.
Vc.
Cb.

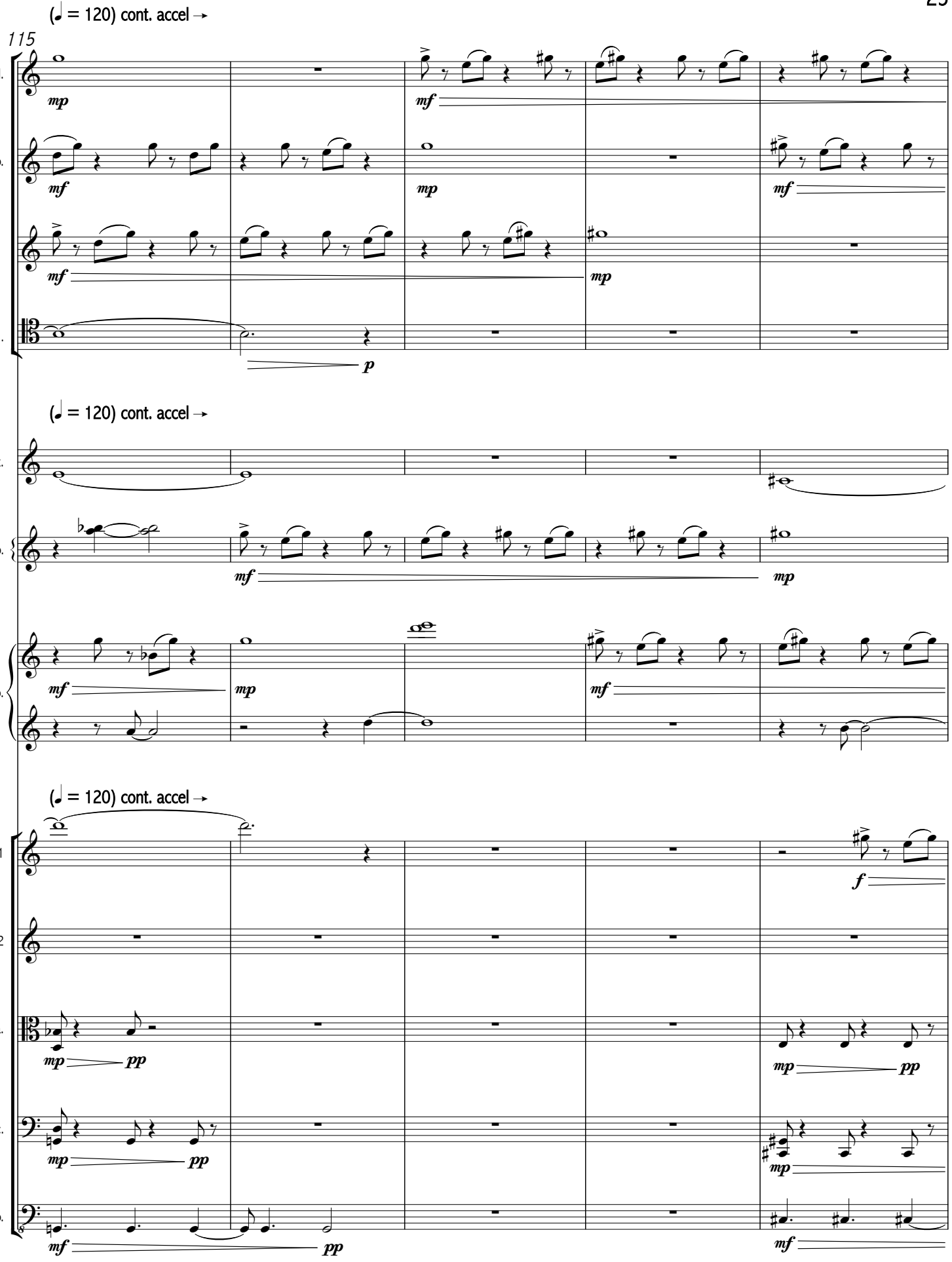
(♩ = 120) cont. accel →
115
Fl.
Ob.
Cl.
Bsn.
(♩ = 120) cont. accel →
Crot.
Vib.
Pno.
(♩ = 120) cont. accel →
Vln.1
Vln.2
Vla.
Vc.
Cb.

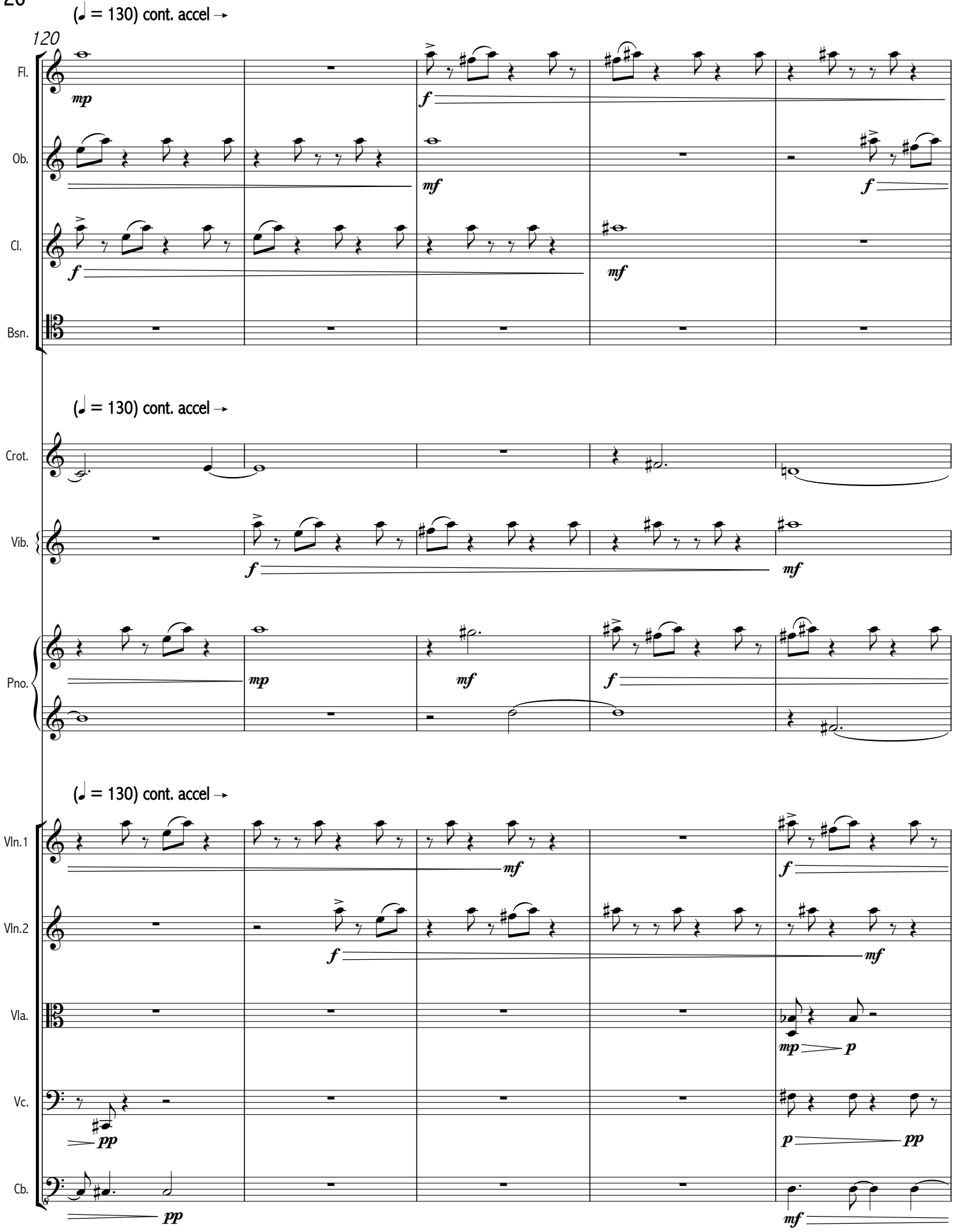
(♩ = 130) cont. accel →
120
Fl.
Ob.
Cl.
Bsn.
(♩ = 130) cont. accel →
Crot.
Vib.
Pno.
(♩ = 130) cont. accel →
Vln.1
Vln.2
Vla.
Vc.
Cb.

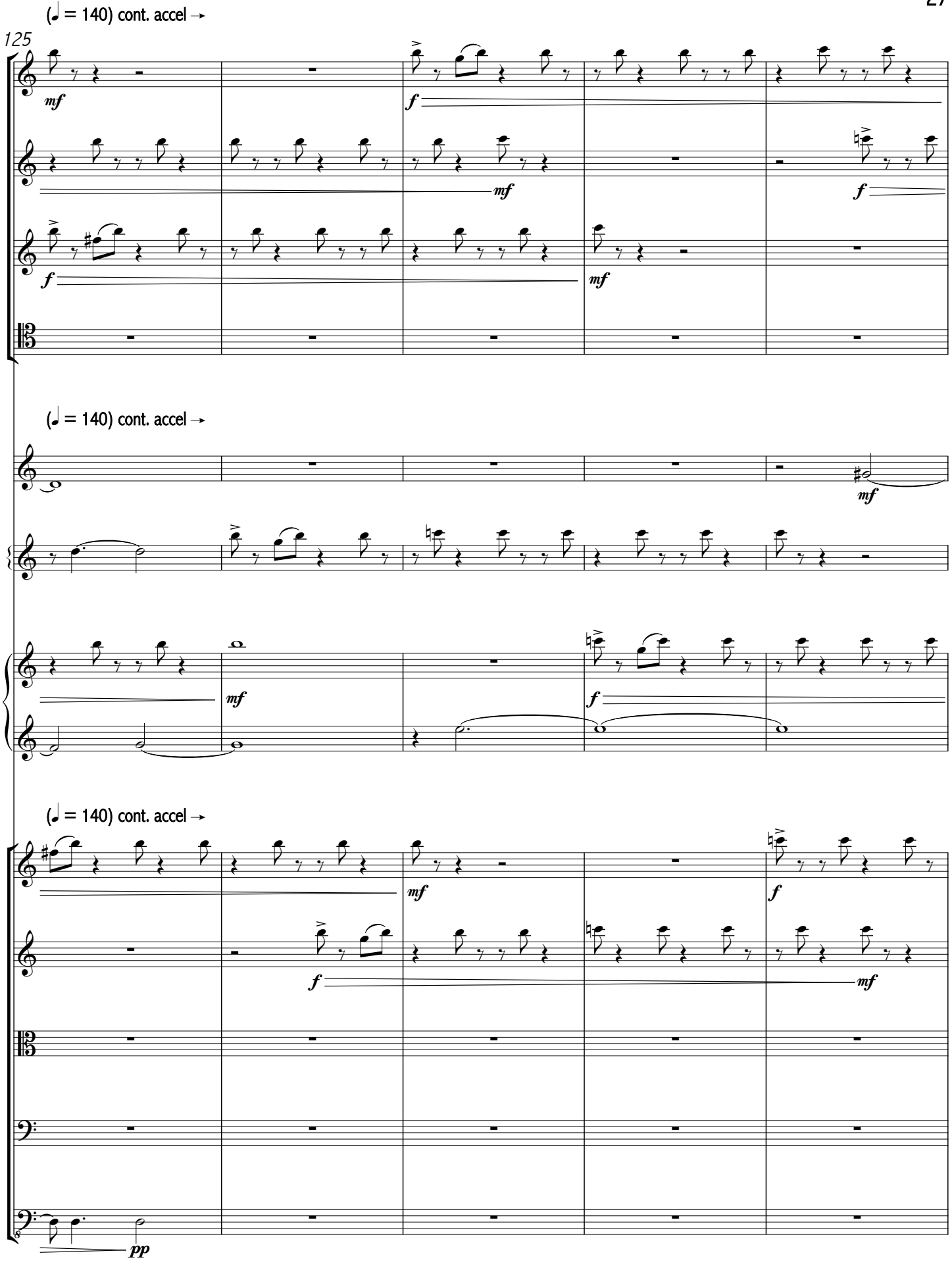
(♩ = 140) cont. accel →
125
Fl.
Ob.
Cl.
Bsn.
(♩ = 140) cont. accel →
Crot.
Vib.
Pno.
(♩ = 140) cont. accel →
Vln.1
Vln.2
Vla.
Vc.
Cb.
mf
f
pp

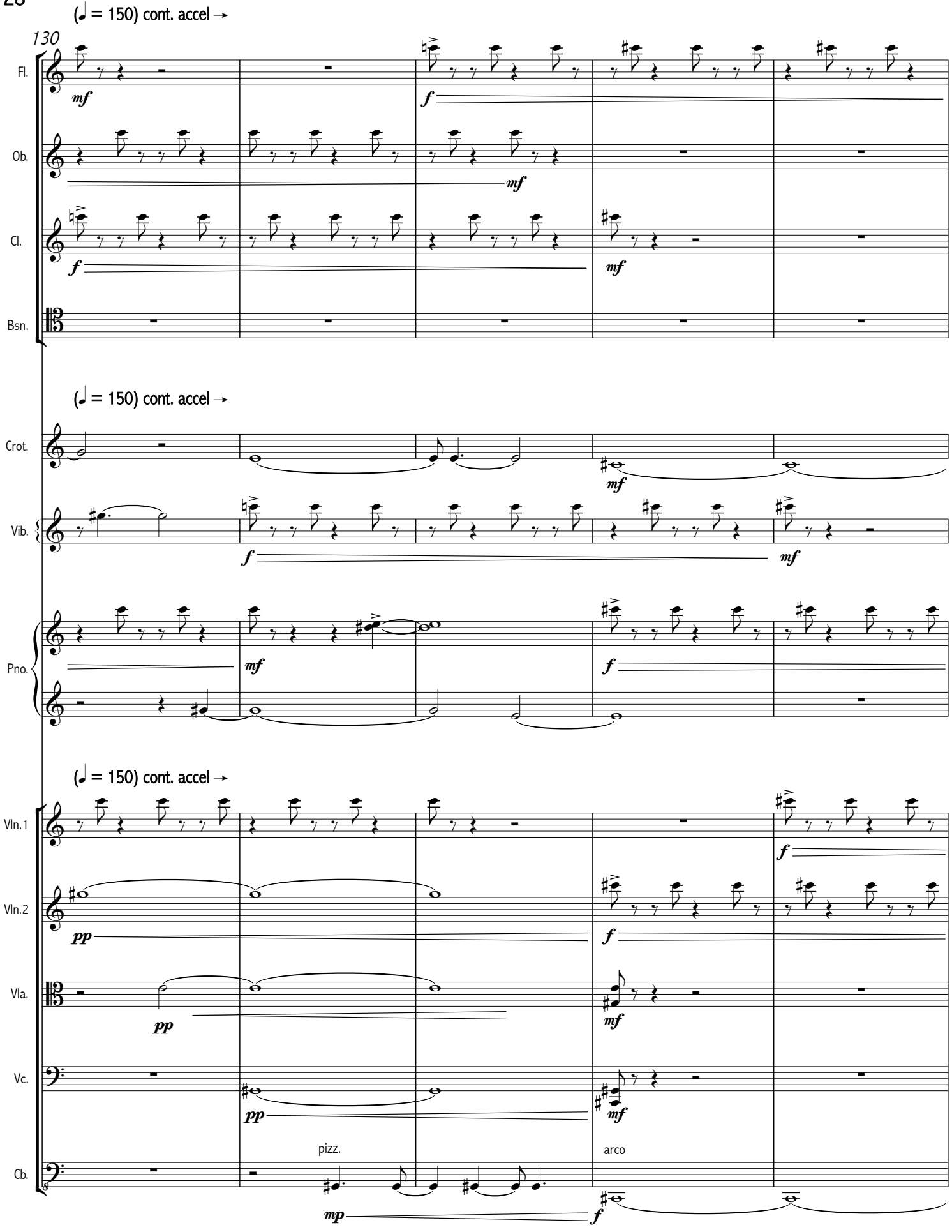
(♩ = 150) cont. accel →
130
Fl.
Ob.
Cl.
Bsn.
(♩ = 150) cont. accel →
Crot.
Vib.
Pno.
(♩ = 150) cont. accel →
Vln.1
Vln.2
Vla.
Vc.
Cb.
pizz.
arco

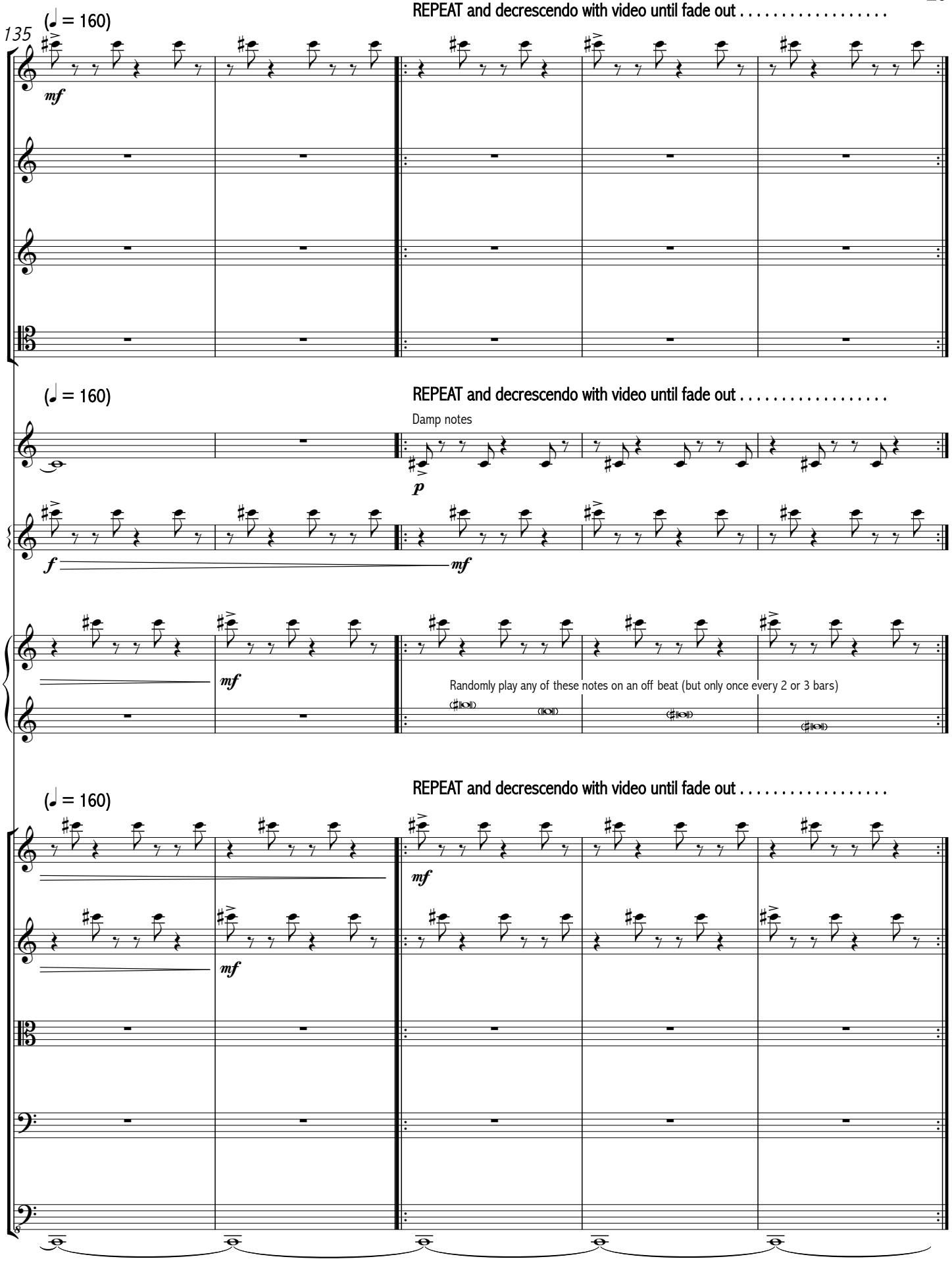
135
(♩ = 160)
REPEAT and decrescendo with video until fade out . . . . . .
Fl.
Ob.
Cl.
Bsn.
mf
(♩ = 160)
REPEAT and decrescendo with video until fade out . . . . . .
Damp notes
Crot.
p
Vib.
f
mf
Pno.
mf
Randomly play any of these notes on an off beat (but only once every 2 or 3 bars)
(♩ = 160)
REPEAT and decrescendo with video until fade out . . . . . .
Vln.1
mf
Vln.2
mf
Vla.
Vc.
Cb.